
AutoCAD Crack Activation Code With Keygen [32|64bit] [Latest]

Download

AutoCAD Activation Key [April-2022]

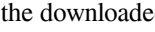

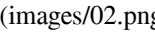

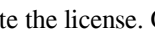

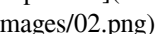
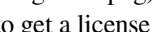
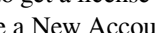
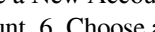
There are two primary types of users of AutoCAD, hobbyists and professionals. Hobbyists typically work with AutoCAD on their personal computers while using the software for making illustrations and drafting. Professionals generally have greater demands, and may require specialized use of AutoCAD. AutoCAD is a widely used software tool and must be installed on every computer used for design. For businesses that use AutoCAD, it is essential to understand the structure and functions of the program. Using AutoCAD effectively means understanding the history, capabilities, and requirements of the software and the marketplace. From a technical perspective, it means working with the right application for a project's needs. From a more practical standpoint, it means working with an application that is easy to learn, use, and customize. In addition, it means finding the right AutoCAD solution for your organization's need. In the next section, you will find information about the main features of AutoCAD, how to use AutoCAD, and how AutoCAD can be used. AutoCAD Basics AutoCAD was originally created to display 2D vector graphic objects and create and manipulate 2D or 3D objects such as drawings, models, and bills of material. By 1990, it was being used as a desktop CAD application. Today, AutoCAD is primarily used as a desktop application. As of 2016, AutoCAD has been replaced by AutoCAD LT (a more stripped-down version of AutoCAD) for Windows and AutoCAD Architecture for Mac users. AutoCAD LT is only available as a desktop app. Before AutoCAD, CAD software required expensive hardware to produce high-quality, non-portable graphics, but AutoCAD was the first widely used software to bring CAD to the desktop. As the first desktop CAD software, it allowed individuals and small companies to create CAD drawings and charts without the expense of a mainframe computer and graphics terminals. AutoCAD can create 2D and 3D drawings, allowing users to create charts, diagrams, and 2D/3D designs. It can also import data from other file formats and create drawings using data from 3D models. In addition to the 2D and 3D parts, AutoCAD includes 2D shapes, dimensions, dimension styles, 3D shapes, dimensions, dimensions styles, and drafting features.

AutoCAD Crack Product Key Full

Research This table summarizes research completed in 1991: 1995 research 1997 research 2000 research 2002 research 2004 research 2006 research 2008 research 2010 research 2012 research 2014 research 2015 research 2016 research 2017 research 2018 research Notable events The first version of AutoCAD (AutoCAD 1) was released on June 21, 1990. It was an object-oriented Windows-based software application, initially only available for Intel-compatible microcomputers and the C64. In the early 1990s, AutoCAD was available for the Mac. Later, a Macintosh version of AutoCAD would be introduced. In September 2011, Autodesk introduced a new version of the software, AutoCAD 2011. In 2015, Autodesk introduced a new version of the software, AutoCAD 2016, and it was the first release since 2007 that was not a major version number increase. The version became available as a free upgrade to existing AutoCAD 2009 customers and as a download only for new customers. New features were introduced in AutoCAD 2016 such as a cloud-based model search and creating new entity definitions in 3D drawing files. References Further reading AutoCAD news External links AutoCAD Category:CAD softwareQ: Search does not filter by the title I am creating a basic search feature in Angular 7. I am trying to make it so the title of the object in the array is the same as the search query. However, it always returns everything (all objects). I can use the same for another thing (a tag) and it works but that does not seem to have any relation to the title? Example of what the array looks like [{ id: 1, title: 'Horse' }, { id: 2, title: 'Bear' }] Example of the search bar

```
//ts term: string = ""; //html //component searchQuery(term) { this.query = term; this.publication.filter(pub => { return  
pub.title.toLowerCase(). a1d647c40b
```

AutoCAD Product Key Full Free (April-2022)

Open the downloaded file:  Next, on the Autocad desktop menu, go to:  Next click:  To download the autocad licence activation key:  The downloaded.pfx key will be added to the Microsoft Windows system trusted publisher's keychain. ## How to use the activate a license key If you already have a license key for AutoCAD, it is easy to get a code to activate the license. Open the download file.  Next, on the Autocad desktop menu, go to:  Next click:  Next select a key as shown in the image:  Next click:  You will receive an autocad activation code.  ## How to get a license key 1. You need an [Autodesk Account](that's verified by your Autodesk ID. 2. Go to 3. Click on Create a New Account or [Create a New Application](4. You need an Autocad Account. 5. Click on Create New Autocad Account. 6. Choose a product from the list and Click on continue. 7. You will receive a license key. 8. Open the keygen file you have downloaded. 9. It will show a window as in the image below. Click Ok. 10. You have a license key. 11. Import the license key to your autocad account. 12. Next, go to your Autocad account and click on EDIT PROFILE, the steps are same as [How to use the keygen](#how-to

What's New In AutoCAD?

Drawing on a roadmap What's new in AutoCAD 2023 Revisit, refresh, and refine your ideas on paper before you start work in the CAD environment, with the new update to AutoCAD 2023. Customize and redefine your drawing-related parameters, properties, and instructions. Manage revisions of a drawing document with ease, and use layered, raster, or vector components in your drawing without the need to create separate templates or layers. Design a data-driven, connected society with powerful new tools for monitoring and analyzing data What's new in AutoCAD 2023 Use data analysis tools to monitor and understand your organization's performance. Now you can use AutoCAD to find and analyze huge sets of data. (video: 1:25 min.) View and analyze large sets of data with powerful data analysis tools. Create and analyze View and analyze big data sets with the new Unified Data Analysis (UDA) feature, a visual data analysis experience available in the latest release of AutoCAD. This intuitive tool creates "heat maps" for any set of data in AutoCAD, generating visual analytics over the entire data set. Open the UDA option in the ribbon panel to see the list of data sets (and any tools configured for those data sets) that are associated with your drawing. Then open the UDA workspace to create and analyze visualizations and dashboards that use a visual interface for data exploration and analysis. Use AutoLISP to create a powerful feature for your design or modeling tool. What's new in AutoCAD 2023 Start coding in AutoLISP, a powerful feature that allows you to create powerful custom tools that integrate with AutoCAD and your existing applications. View your current workflow with a new set of views in ProjectSpace What's new in AutoCAD 2023 See your current design workflow and the state of your design project with a new set of views in ProjectSpace. Spice up 3D drawings with a new set of 3D tools in ProjectSpace What's new in AutoCAD 2023 Enjoy an improved User Interface (UI), a smoother rendering experience, and increased rendering speed and efficiency. You'll enjoy: An updated UI with new buttons and other user-interface (UI) elements.

System Requirements For AutoCAD:

OS: Windows® 7 Processor: Intel® Core™ i5-4690 or AMD® FX-9590 Memory: 8GB RAM Graphics: NVIDIA GeForce GTX 560 or AMD Radeon HD 7870 Storage: 7 GB available space Additional: 500 MB available space for installation and 1 GB for system resources Additional: 500 MB available space for installation and 1 GB for system resources Input: USB mouse or USB keyboard Additional: USB mouse or USB keyboard Output: HDMI® or DisplayPort® Cable Additional: HDMI®

Related links: